

Absorbant Glass Mat (AGM) technology for superior performance. Valve regulated, spill proof construction allows safe operation in any position. Approved for transport by air. D.O.T., I.A.T.A., F.A.A. and C.A.B. certified. U.L. recognized under file number MH 20567.

Maintenance-Free

### Specification

<b>Nominal Voltage</b>	6 volts		
<b>Nominal Capacity</b>	77° F (25° C)		
20-hr. (10.0A)	200 Ah		
10-hr. (18.6 A)	186 Ah		
5-hr. (34 A)	170 Ah		
1-hr. (120 A)	120 Ah		
<b>Approximate Weight</b>	62.4 lbs (28.3 kgs)		
<b>Internal Resistance (approx.)</b>	4 mΩ		
<b>Shelf Life (% of normal capacity at 77° F (25° C))</b>			
3 Months	6 Months	12 Months	
91%	82%	64%	
<b>Temperature Dependency of Capacity (20 hour rate)</b>			
104° F	77° F	32° F	5° F
102%	100%	85%	65%
<b>AGM Operational Temperature</b>			
Charge	32° F to 104° F (0° C to 40° C)		
Discharge	5° F to 113° F (-15° C to 45° C)		
<b>AGM Storage Temperature</b>	5° F to 104° F (-15° C to 40° C)		



### Charge Method (Constant Voltage)

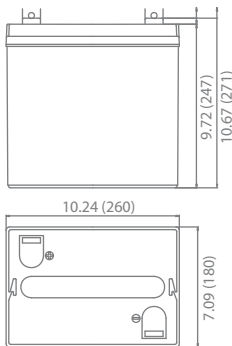
### Cycle Use (Repeating Use)

Initial Current	60 A or smaller
Control Voltage	7.20 - 7.5 V

### Float Use

Control Voltage	6.8 - 6.9 V
-----------------	-------------

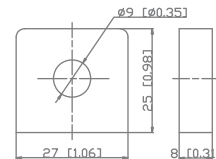
### Physical Dimensions: in (mm)



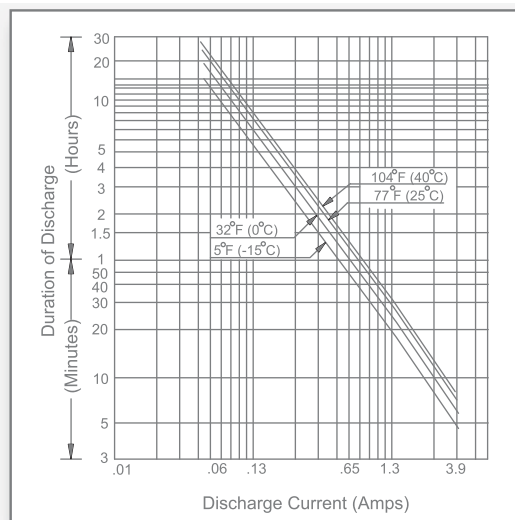
**L:** 10.24in (260 mm)  
**W:** 7.09in (180 mm)  
**H:** 9.72in (247 mm)  
**TH:** 10.67in (271 mm)

Tolerances are +/- 0.04 in. (+/- 1mm) and +/- 0.08 in. (+/- 2mm) for height dimensions. All data subject to change without notice.

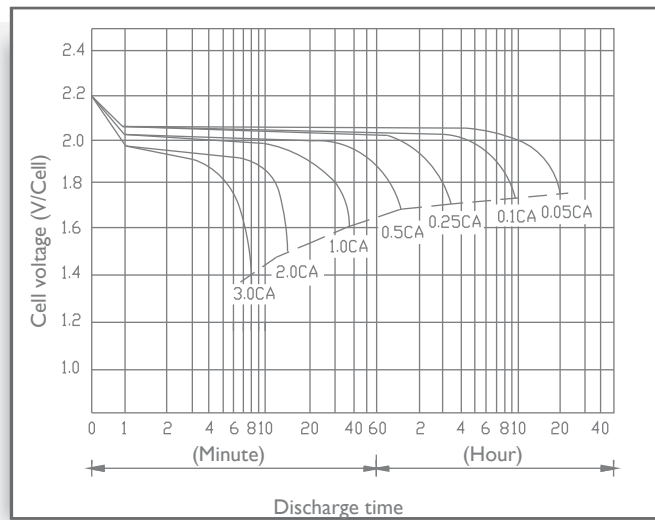
### Terminals



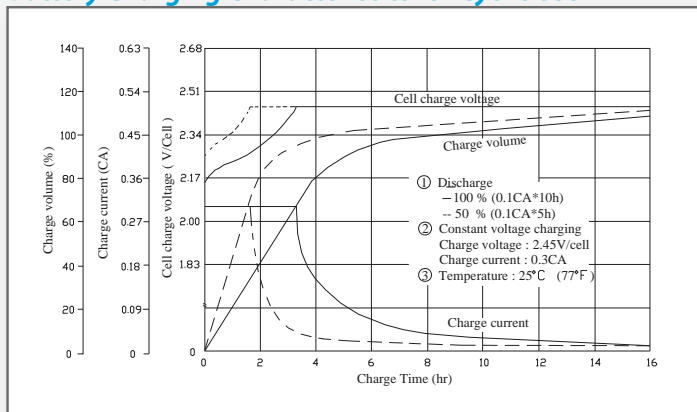
### Discharge Time vs. Discharge Current



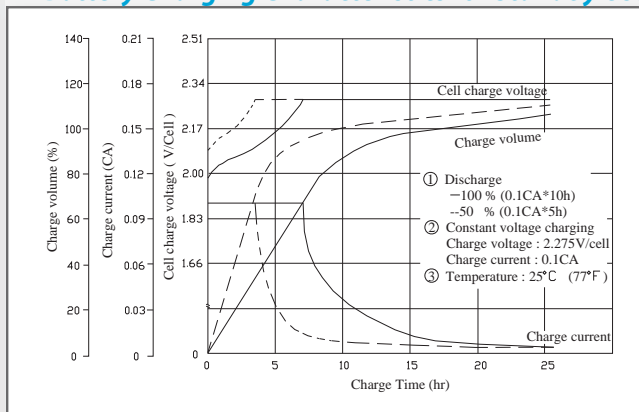
### Discharge Characteristics



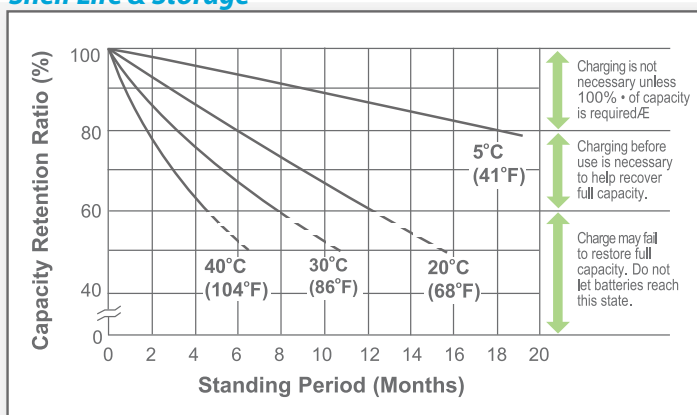
## Battery Charging Characteristics for Cyclic Use



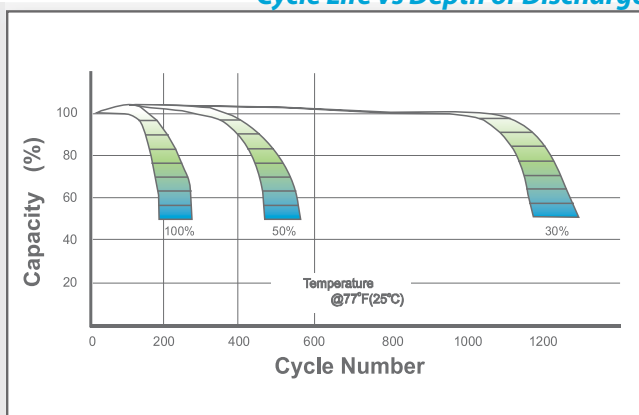
## Battery Charging Characteristics for Standby Use



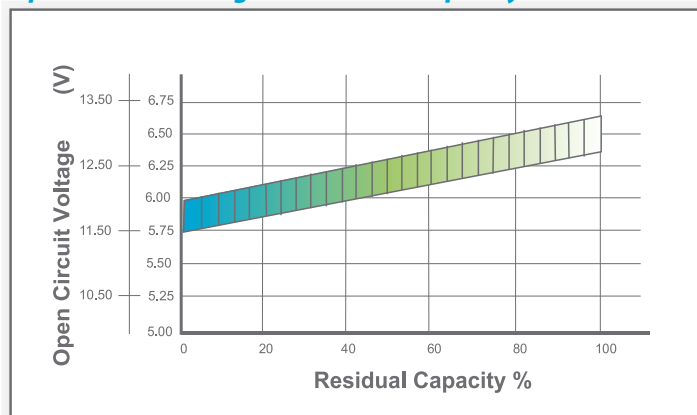
## Shelf Life & Storage



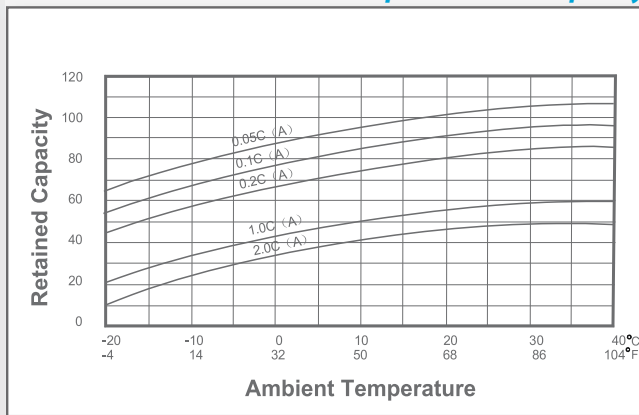
## Cycle Life vs Depth of Discharge



## Open Circuit Voltage vs Residual Capacity



## Effect of Temperature on Capacity



## Charge Current & Final Discharge Voltage

Application	Charge Voltage(V/Cell)			Max.Charge Current	Final Discharge Voltage V/Cell	Discharge Current(A)	1.75	1.70	1.60	1.30
	Temperature	Set Point	Allowable Range							
Cycle Use	25°C(77°F)	2.45	2.40~2.50	0.35C	1.75	0.2C>(A)	0.2C<(A)<0.5C	0.5C<(A)<1.0C	(A)>1.0C	
Standby	25°C(77°F)	2.325	2.30~2.35							



Let UPG Power Your Life.

www.upgi.com